

Manitoba Big Game Draw Program Application Guide – 2023

2023 Draw Timetable

May 1 – 31	Online applications accepted.
June 21	Notification of draw results.
July 15	License payment deadline.

Important Reminder

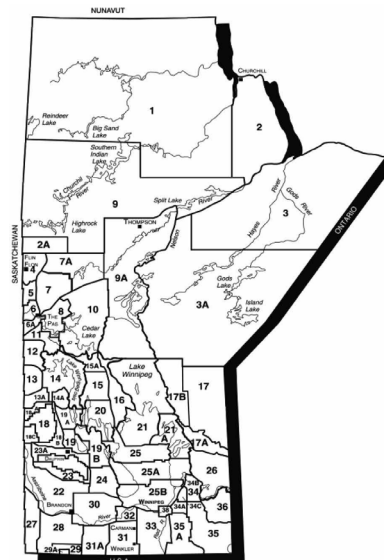
If you have ever entered a draw since 1996, you already have a personal profile on the system. Please contact the elicensing Help Desk at 1-877-880-1203 to access and verify your personal profile. Your priority level(s) for the draws will be listed on your personal profile.

If you are a first time applicant to the Multi-level Draw Program, and have never created an elicensing account, please create your account and personal profile from the elicensing Home Page.

If you have purchased any type of licence since 2020 (hunting, angling, trapping licences, park vehicle pass, timber or Christmas tree permits), you will have a profile already created in the elicensing program **do not create another profile.**

2023 Big Game Draw Chart						
Hunting Season Choice	Game Hunting Area(s)	Hunting Season Dates	Bag Limit(per tag)	Licences/Tags Available	Last Priority Level Awarded in 2022	
Moose General Rifle	0A6	2A	Sep. 18 - Oct. 15 Dec. 08 - Dec. 17	One Bull Moose	150/75	10
	0A7	9	Sep. 18 - Oct. 15 Dec. 08 - Dec. 17	One Bull Moose	150/75	10
	0A8	3	Sep. 18 - Oct. 15 Dec. 08 - Dec. 17	One Bull Moose	20/10	9
	0A9	6	Sep. 18 - Oct. 15 Dec. 08 - Dec. 17	One Bull Moose	20/10	9
	0A5	5A	Sep. 18 - Oct. 15 Dec. 08 - Dec. 17	One Bull Moose	20/10	9
	0A6	7	Sep. 18 - Oct. 15 Dec. 08 - Dec. 17	One Bull Moose	150/75	10
	0A7	7A	Sep. 18 - Oct. 15 Dec. 08 - Dec. 17	One Bull Moose	150/75	10
	0A8	8	Sep. 18 - Oct. 15 Dec. 08 - Dec. 17	One Bull Moose	20/10	10
	0A9	9A	Sep. 18 - Oct. 15 Dec. 08 - Dec. 17	One Bull Moose	200/100	10
	0A0	10	Sep. 18 - Oct. 15 Dec. 08 - Dec. 17	One Bull Moose	150/75	10
Elk General Rifle	0A1	11	Sep. 18 - Oct. 15 Dec. 08 - Dec. 17	One Bull Moose	150/50	10
	0A2	12A, 22A	Sep. 18 - Oct. 15 Dec. 08 - Dec. 17	One Bull Moose	30/15	10
	0A3	13A	Sep. 18 - Oct. 15 Dec. 08 - Dec. 17	One Bull Moose	30/15	8
	0A4	14	Sep. 18 - Oct. 15 Dec. 08 - Dec. 17	One Bull Moose	15/7.5	10
	0A5	20, 26, 31A	Oct. 08 - Dec. 17	One Bull Moose	20/10	7
	0A6	15, 16A, 16B, 17	Oct. 08 - Dec. 17	One Bull Elk	20/10	8
	0A7	13, 14, 15A, 16A, 17	Dec. 18 - Dec. 28	One Elk	20/10	9
	0A8	18	Dec. 18 - Dec. 28	One Elk	15/7.5	7
	0A9	19	Dec. 18 - Dec. 28	One Elk	15/7.5	6
	0A0	20	Dec. 18 - Dec. 28	One Elk	20/10	8
Elk General Rifle	0A1	21	Dec. 18 - Dec. 28	One Bull Elk	150/60	8
	0A2	22, 25	Sep. 25 - Oct. 15 Dec. 18 - Dec. 28	One Bull Elk	15/7.5	8
	0A3	23, 24	Dec. 18 - Dec. 28	One Elk	20/10	7
	0A4	25, 26A	Dec. 18 - Dec. 28	One Elk	20/10	7
	0A5	27, 28A	Dec. 18 - Dec. 28	One Elk	20/10	7
	0A6	29, 30A	Dec. 18 - Dec. 28	One Elk	20/10	8
	0A7	31, 32A	Dec. 18 - Dec. 28	One Bull Elk	20/10	7
	0A8	33, 34A	Dec. 18 - Dec. 28	One Bull Elk	20/10	7
	0A9	35, 36A	Dec. 18 - Dec. 28	One Bull Elk	20/10	7
	0A0	37, 38A	Dec. 18 - Dec. 28	One Bull Elk	20/10	7
Archery Elk	0A1	20, 26A	Sept. 25 - Oct. 15	One Bull Elk	150/75	8
	0A2	21	Sept. 25 - Oct. 15	One Elk	20/10	8
	0A3	22, 25	Sep. 25 - Oct. 15	One Bull Elk	20/10	8
	0A4	23, 24	Oct. 08 - Dec. 17	One Elk or one Moose	20/10	7
	0A5	27	Oct. 08 - Dec. 17	One Elk or one Moose	20/10	8
	0A6	28	Oct. 08 - Dec. 17	One Elk or one Moose	20/10	8
	0A7	29	Oct. 08 - Dec. 17	One Elk or one Moose	20/10	8
	0A8	30	Oct. 08 - Dec. 17	One Elk or one Moose	20/10	7
	0A9	31	Oct. 08 - Dec. 17	One Elk or one Moose	20/10	7
	0A0	32	Oct. 08 - Dec. 17	One Elk or one Moose	20/10	7
Archery Moose	0A1	20, 26A	Sept. 18 - Oct. 15	One Bull Moose	40	6

Hunting Season Choice Chart page 11



Game Hunting Areas Map page 12

General Information About the Licence Draws

The draw application deadline is **May 31** (11:59 pm). Applications must be registered online at www.manitobaelicensing.ca by this date and time.

Draw licences are only available through the draw process **once** a year. Applicants must be residents of Manitoba.

If you have any questions about the application procedures, contact the elicensing Help Desk at 1-877-880-1203. For further information visit: www.gov.mb.ca/fishwildlife/wildlife

There are two separate draw programs:

- The Big Game Draw is for resident moose and elk hunting licences.
- The Elk Landowner Draw is for resident landowner licences only.

Separate applications must be completed for the Big Game Draw or the Elk Landowner Draw (dependent on landowner eligibility). Only one application is allowed for each draw. All applicants are provided a personal priority level in the Multi-level Draw system. Personal priority levels for the Big Game and the Elk Landowner Draws are independent of each other.

Your current priority level is available to view on your online customer profile.

The Elk Landowner Draw is held first. Applicants who apply for both the Big Game and Elk Landowner Draws are advised that, if they are successful in the Elk Landowner Draw, they will lose their opportunity to be drawn for the Big Game Draw. An applicant who has applied to the Big Game Draw with a partner who is a successful applicant in the Elk Landowner Draw will lose the opportunity to be drawn for the Big Game Draw.

A draw licence is valid only in the area(s) and hunting season(s) for which it is issued and, in the case of an Elk Landowner Licence, only on land owned by the landowner.

Residents of Manitoba may hold only one of the following licences: draw moose, draw moose archery, draw elk, draw elk archery or draw elk landowner. Draw moose and draw moose archery licence holders are not eligible to purchase a non-draw (general) moose licence, a non-draw (general) conservation moose licence or a non-draw archery moose licence.

Youth hunting provisions for shared bag options are extended to include all draw licences, and the same qualifications and privileges apply. Youth can apply for a draw licence, or, a youth may hunt with a person who has obtained a draw licence via the shared bag option.

Hunting Season Choices (HSC)

Every year, Manitoba Natural Resources and Northern Development establishes the hunting season choices for the Big Game and Elk Landowner Draws based on game hunting area, season date, bag limit (per game tag) and number of licences/game tags available. The number of hunting licences/game tags available for draw hunting seasons may change at any point should conditions warrant. Applications must be completed by hunters either as individuals or in pairs depending upon the hunting season choice. Licences are awarded in licence and game tag combinations as described for each hunting season choice as listed in the table on page 11 of this guide.

NOTE: Hunting Season Choices can change from year to year; please review your choice(s) carefully.

Priority Levels

The Draw program is based on 10 priority levels. In the Multi-level Draw system, Level 1 is the most favourable level and Level 10 is the least favourable level. A personal priority level is assigned to each individual. An application with two or more applicants is entered into the draw system at the least favourable personal priority level of all the applicants in the application. First-time applicants (an applicant who has not applied for a draw licence since 1996) will be assigned a personal priority level of Level 8.

Applications are processed randomly and sequentially in the draw system according to priority level and hunting season choices. All Level 1 applications are processed first.

Personal priority levels will improve one level in the following year for each draw year that an applicant is not successful in being awarded a draw licence. Unsuccessful applicants already at Level 1 will remain at Level 1. Successful applicants awarded a licence will be assigned to Level 10 the next year.

Hunters who applied in the 1996 Draw or later do not need to apply every year in order to advance their priority level for that draw. The Multi-level Draw system will automatically advance their personal priority level each year if their account is not in penalty. However, in order to be awarded a licence, an application and payment must be submitted online into the draw in that year. Applicants who are excluded from draw participation due to an unpaid draw debt will have their personal priority level frozen and will be excluded from purchasing all fish and wildlife licences and draws regardless of the origin of the debt.

Your current priority level will be listed on your personal profile on the elicensing website.

Notification of Licence Award

Results of the draw will be **emailed** to each applicant by **June 21**. It is up to each applicant to ensure that your email is current. Please be advised that

Important: If you have not received your results by June 26, please contact the Licensing Unit by email at vendorinquiries@gov.mb.ca or call the Manitoba's Client Information Unit at 1-800-214-6497 to receive your results.

Payment must be made by the credit card on file by **July 15**. Failure to complete payment will result in the licence(s) being cancelled and penalty status will be placed on the account of all applicants on that application.

Hunting Information

For those applicants who must apply in pairs (General rifle), each pair of successful applicants must observe party hunting regulations. Either licensee may hunt alone; however, they must have their licence and the game tag on their person.

Hunters must obtain landowner permission before hunting on any private land.

Every draw hunter who kills an elk in Game Hunting Area 23 or 23A shall within 48 hours, deliver the complete head, upper neck, lungs and trachea (windpipe) of the elk to a designated Drop-Off Depot.

Every draw hunter who kills an elk in Game Hunting Area 13, 13A, 18, 18A, 18B, 18C, 28, 29, 29A, 30, or 31A, shall, within 48 hours, deliver the complete head and upper neck of the elk to a designated Drop-Off Depot.

Manitoba Natural Resources and Northern Development and Riding Mountain National Park staff will be conducting aerial surveys of the elk population as part of the bovine tuberculosis management program. Hunters may see low-flying aircraft while hunting. Every effort will be made to minimize the disturbance to hunters. (E18, E19, E20, E21, E22, E23, AE10*)

The Elk Draw Licence for hunting season choices E18, E19, E20, E21, E22, E23 and AE10 in GHAs 23 and 23A with a one elk or one moose bag limit are not considered a moose licence.

Hunters must possess and be able to produce a valid Hunter Education Certificate if requested by an officer.

Licences are not transferable. Unallocated draw licences will not be made available.

If a licence is lost or destroyed, it must be reprinted. If a game tag is lost or destroyed, a replacement licence and game tag must be applied for in person through a District Office or at Room 118 - 1181 Portage Avenue in Winnipeg. Please see the current Manitoba Hunting Guide for directions or call Manitoba Customer Information Unit 1-800-214-6497. The replacement licence and game tag will cost \$10.50.

Licences and game tags that are not deliverable must be processed through the replacement licence and game tag process. Please see the current Manitoba Hunting Guide or contact Manitoba Customer Information Unit at 1-800-214-6497 for more information.

Conditions of the Big Game Draw and Licences

Failing to comply with the conditions for a big game hunting licence or making a false statement in an application for such a licence are offences contrary to Section 59 of The Wildlife Act. In addition, a person whose hunting privileges are suspended for all hunting or big game hunting must not apply for or obtain a big game hunting licence.

Only residents of Manitoba may apply for a Big Game Draw licence.

A Big Game Draw licence is valid only in the area(s) and hunting season(s) for which it is issued.

All applicants for a Big Game Draw licence must possess a valid Hunter Education Certificate.

Only one application form may be submitted for a Big Game Draw licence. (A person's name may appear on only one application).

There must be two applicants for general (rifle) draw season choices. Licences for these choices will be issued on a two-licence to one-game tag basis. Each successful applicant for these choices will receive a licence but only one game tag will be issued to each successful pair.

One application can contain up to a maximum of six (6) applicants. If applying for the general (rifle) draw season choices, applicants must be in pairs, up to a maximum of three (3) pairs per application. Each pair will form their own hunting party (two-licences and one-game tag). Pairs are formed in sequence, as listed in the application.

Archery applicants will be individual, up to six (6) hunters per application.

Any youth applying for the draw must be at least 12 years old at the application deadline date, otherwise the application will not be available on their profile.

Applications will only be processed online. Customers are encouraged to enter their application through their online account or through the call centre at 1-877-880-1203. Applications may be entered online at District Offices, but are subject to operational restrictions. It is the applicant's sole responsibility to ensure their completed applications are submitted by the deadline.

Any application not completed or not submitted in compliance with the conditions for a draw licence, as set out herein, is invalid and will be rejected from the draw.

Applicants with outstanding fees will have their personal priority level frozen until the outstanding balance is paid.

It is the applicant's responsibility to ensure that their mailing address is updated, correct, and complete on their licensing profile. Licences and game tags that are not deliverable are not the department's responsibility.

Hunting Season Choice (HSC) Closures

If a decision has been made to close a season before the draw is run, an application will be processed as follows:

- If the closed HSC was the only choice on the application, the application is removed from the draw and all monies, except the administration fee of \$4.50, are refunded.
- If there were other HSCs on the application, the closed season is removed and the other HSCs are valid for the purposes of entering the application in the draw.

How to Complete the Online Application Form for the Big Game Draw

Before proceeding with these steps, please read and understand the above sections on General Information and Conditions of the Draw and Licences.

It is each applicant's responsibility to ensure that their information is correct and accurate. Any application with multiple applicants, including archery draw seasons, is considered one (1) application.

Please review your online application carefully.

On each customer profile, the following fields are mandatory and must be validated:

- Manitoba Driver's Licence Number or another identifier must be used (passport, military card)
- indicate male, female, prefer not to say or other
- date of birth
- surname, first name and middle name
- **complete mailing address**
- valid Hunter Education Certificate
- email address
- telephone number
- height, hair and eye colour

Select Hunting Season Choice(s)

Under Hunting Season Choice, select the **letter/number** combination from the Hunting

Season Choice chart which corresponds to your first, second and third choices and the GHA(s) you wish to hunt. You may choose up to three choices, though it is not necessary to use all three choices. You should only make choices you are prepared to accept because **exchanges and/or refunds are not allowed**.

Hunting Season Choices may change each year; please review your choice(s) carefully to ensure you have selected correctly.

Payment

Only credit card payments are accepted through the elicensing website and must be on the applicant’s profile upon submission. Visa and MasterCard are the only credit cards accepted for payment.

Application fees for each applicant include a non-refundable \$7.00 application fee and a non-refundable \$4.50 administration fee for a total fee of \$11.50.

If an application is successful in securing a draw licence(s), **the first applicant or group leader** will be charged for each licence issued with that application, plus the \$4.50 administration fee for each licence.

- One Licence - $\$57.25 + \$4.50 = \$61.75$ Two Licences - $\$114.50 + \$9.00 = \$123.50$
- Three Licences - $\$171.75 + \$13.50 = \$185.25$
- Four Licences - $\$229.00 + \$18.00 = \$247.00$ Five Licences - $\$286.25 + \$22.50 = \$308.75$
- Six Licences - $\$343.50 + \$27.00 = \$370.50$

If an application is successful in securing a draw licence(s), **the first applicant or group leader** will be charged for each licence issued with that application, plus the \$4.50 administration fee for each licence.

The draw application deadline is **May 31** at 11:59 pm. Applications must be submitted online at www.manitobaelicensing.ca by this date and time.

Payments will appear on your credit card statement as RAO MB Licensing.

Late or Non-Payment of Awarded Licence(s)

Awarded licence payments must be made by **July 15**. Failure to process the licence payment required for the successful application will result in the licences being voided and the applicants will be placed in penalty status.

After the **July 15** deadline, all future hunting and angling privileges will be suspended until the outstanding licence fee(s) is/are received. Contact 1-800-214-6497 for payment arrangements. Licences will not be reissued after this date.

Number of Applicants on an Application

Up to three (3) pairs of applicants may be linked (submitted) together on one (1) Big Game Draw application. The first applicant is designated as the group leader and is the only person who can edit the application until the draw deadline. For general (rifle) draw season choices, applicants one and two will be one pair, applicants three and four will be another pair, and applicants five and six will be another pair. The application must have pairs of applicants in order to choose a general (rifle) draw season. You may only have one (1) or two (2) pairs of applicants per applications, if you wish.

If you are only choosing archery seasons on the application, you need not apply as pairs; however, if you choose an archery draw choice and a general (rifle) draw choice, you must have pairs on the application.

The applicant with the lowest priority level will determine the priority level of the application for processing in the draw.

Allocation of Awarded Licences and Game Tags

Successful applicants will automatically receive the awarded licence(s) and assigned game tag(s) once payment is completed. Game tags are assigned to awarded licences through the online program and are delivered, with the licences, to the first applicant or group leader by Canada Post.

For the awarded licences, assigned game tags are not available through retail vendors, district offices, or drawn from your own pack of game tags. The awarded licences and assigned game tags are processed and sent to the group leader with Canada Post mailing services. Please ensure the mailing address is correct at the draw deadline.

If unused, game tags are not transferable to another hunting licence.

Please ensure your mailing address is correct.

Licences and game tags that are not delivered are not the department's responsibility.

Undelivered licences and game tags must be replaced with a replacement licence and game tag.

Please see below for instructions.

Successful Applications

Successful applicants will receive an email indicating their success in the draw and licence payment will be processed on the credit card on file.

- Licence(s) and the game tag(s) are sent to the mailing address of the group leader, as indicated on the application.
- Payment is processed **immediately** after the draw is completed to the group leader's credit card as listed on the application.
- If a payment fails, the online program will attempt to process the payment again.
- It is the responsibility of the applicant to ensure payment is received.
- The applicant should call **elicensing Help Desk at 1-877-880-1203** regarding payment issues before the payment deadline of **July 15**.
- If a payment is unable to be processed by **July 15**, the licence(s) will be voided.
- Failure to pay for licence(s) will result in all applicants on the application being placed in penalty status.
- Any other hunting and angling purchases after this date will be unable to be processed until the outstanding licence fees are paid and penalty status removed.

Unsuccessful Applications

Unsuccessful and rejected applicants will receive an email indicating the results of the draw.

Rejection of Applications

An application will be rejected if any of the following apply:

- The payment is not able to be processed.
- The application bears the name of an ineligible applicant

Outstanding Licences and Payments from Previous Years

Any applicant with outstanding fees from previous draw years will be unable to purchase any hunting or fishing licence until the outstanding fees are paid. The applicant should call Manitoba Customer Information Unit at 1-800-214-6497 to resolve outstanding fees.

Licences and Game Tags – missing, lost, damaged, stolen, and undelivered

Missing, lost, damaged, or stolen licences may be reprinted from your profile.

Missing, lost, damaged, or stolen game tags must be replaced with both a replacement licence and game tag.

Undelivered licences and game tags must be replaced with a replacement licence and game tag.

A replacement licence and game tag must be applied for in person at a District Office or Room 118 - 1181 Portage Avenue in Winnipeg. Please see the Hunting Guide for directions or call Manitoba Customer Information Unit 1-800-214-6497. The replacement licence and game tag will cost \$10.50.

It is the applicant's responsibility to ensure that their mailing address is updated, correct, and complete on their elicencing profile to avoid undelivered licences and game tags. Licences and game tags that are not deliverable are not the department's responsibility.

Important: If you have not received your license and tags by August 10, please verify that the mailing address on your elicencing account is correct. If the mailing address is incorrect, please contact the Licensing Unit by email at vendorinquiries@gov.mb.ca or call 1-800-214-6497.

The Freedom of Information and Protection of Privacy Act

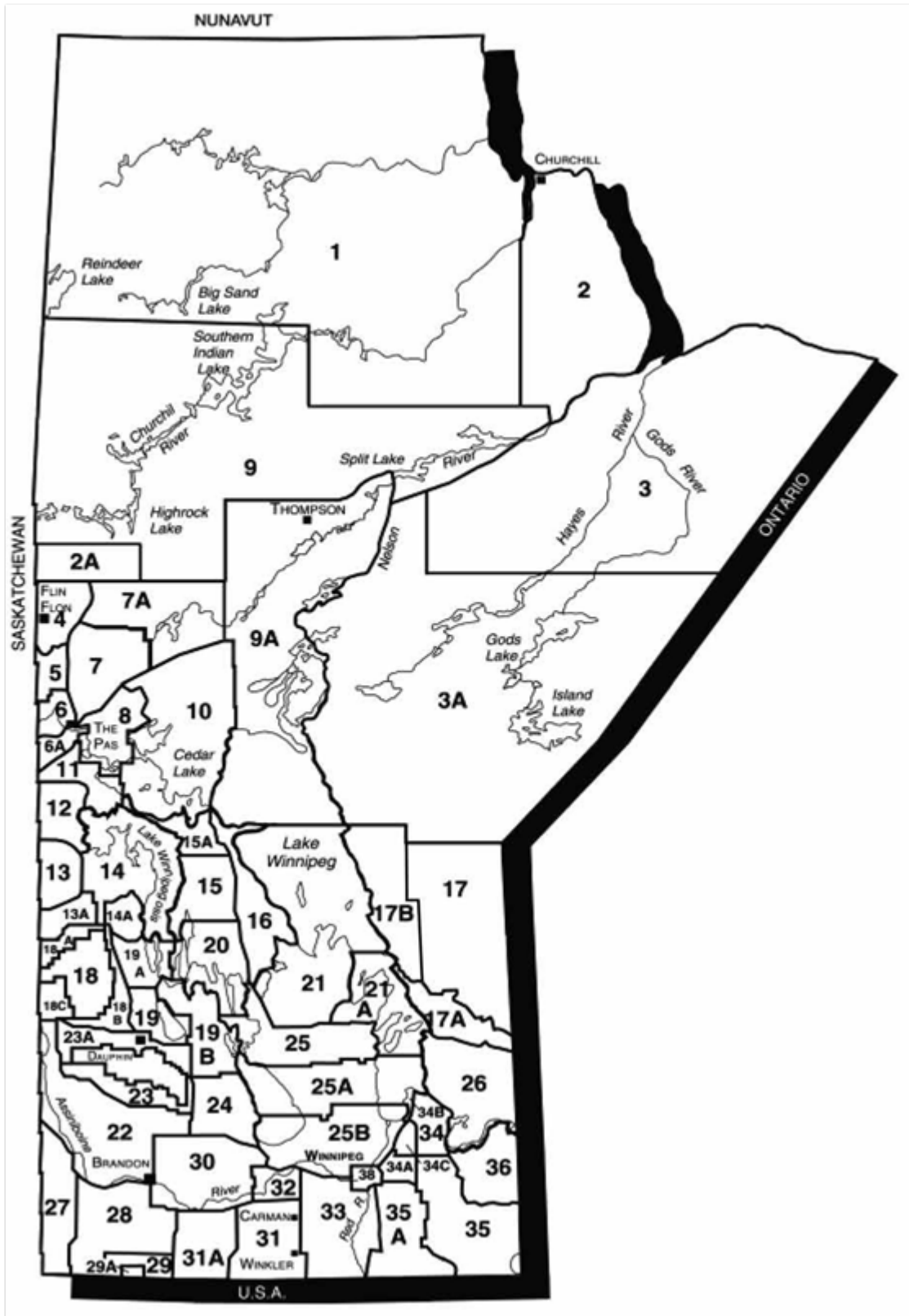
All personal information is collected under the authority of The Wildlife Act and will be used for the administration of the Multi-Level Draw program, hunter questionnaires, statistical analysis and enforcement purposes. It is protected by the Protection of Privacy provisions of The Freedom of Information and Protection of Privacy Act. If you have any questions about the collection of information, contact: Access and Privacy Officer, Room 118 - 1181 Portage Avenue, Winnipeg MB R3G 0T3 (t: 204-945-4170). For other draw questions, please telephone 1-877-880-1203.

2023 Big Game Draw Chart

	Hunting Season Choice	Game Hunting Area(s)	Hunting Season Dates	Bag Limit(per tag)	Licences/Tags Available	Last Priority Level Awarded in 2022
Moose General Rifle	M1	2A	Sep. 18 - Oct. 15 Dec. 04 - Dec. 17	One Bull Moose	100/50	10
	M2	4	Sep. 18 - Oct. 15 Dec. 04 - Dec. 17	One Bull Moose	150/75	10
	M3	5	Sep. 18 - Oct. 15	One Bull Moose	20/10	9
	M4	6	Sep. 18 - Oct. 15	One Bull Moose	30/15	9
	M5	6A	Sep. 18 - Oct. 15	One Bull Moose	20/10	9
	M6	7	Sep. 18 - Oct. 15 Dec. 04 - Dec. 17	One Bull Moose	150/75	10
	M7	7A	Sep. 18 - Oct. 15 Dec. 04 - Dec. 17	One Bull Moose	150/75	10
	M8	8	Sep. 18 - Oct. 15	One Bull Moose	30/15	10
	M9	9A	Sep. 18 - Oct. 15 Dec. 04 - Dec. 17	One Bull Moose	200/100	10
	M10	10	Sep. 18 - Oct. 15 Dec. 04 - Dec. 17	One Bull Moose	150/75	10
	M11	11	Sep. 18 - Oct. 15 Dec. 04 - Dec. 17	One Bull Moose	100/50	10
	M12	15, 15A	Sep. 18 - Oct. 15 Dec. 04 - Dec. 17	One Bull Moose	50/25	10
	M13	17A	Sep. 18 - Oct. 15 Dec. 04 - Dec. 17	One Bull Moose	350/175	8
	M14	20	Sep. 18 - Oct. 15	One Bull Moose	12/6	10
	M15	27, 28, 31A	Dec. 04 - Dec. 10	One Bull Moose	30/15	2
Elk General Rifle	E1	13, 13A, part 14	Oct. 02 - Oct. 15	One Bull Elk	50/25	8
	E2	13, 13A, part 14	Dec. 18 - Dec. 24	One Elk	50/25	9
	E3	18, 18A, 18B, 18C	Oct. 02 - Oct. 15	One Bull Elk	66/33	7
	E4	18	Dec. 18 - Dec. 24	One Elk	16/8	8
	E5	18A	Dec. 18 - Dec. 24	One Elk	16/8	7
	E6	18B	Dec. 18 - Dec. 24	One Elk	10/5	6
	E7	18C	Dec. 18 - Dec. 24	One Elk	22/11	8
	E8	19, 19A	Dec. 18 - Dec. 24	One Elk	20/10	8
	E9	20	Sep. 25 - Oct. 15	One Bull Elk	4/2	8
	E10	21,25	Sep. 25 - Oct. 15	One Bull Elk	120/60	8
	E11	21, 25	Dec. 18 - Dec. 24	One Elk	70/35	8
	E12	25A	Dec. 18 - Dec. 24	One Elk	50/25	7
	E13	28, 31A	Sep. 25 - Oct. 15	One Elk	80/40	5
	E14	28, 31A	Dec. 18 - Dec. 24	One Elk	80/40	8
	E15	29, 29A (Turtle Mtn Community Pasture excluded)	Sep. 25 - Oct. 15	One Bull Elk	50/25	7
	E16	29, 29A	Dec. 18 - Dec. 24	One Elk	50/25	8
	E17	30 (CFB Shilo excluded)	Sep. 25 - Oct. 15	One Bull Elk	90/45	6
	E18*	23	Dec. 04 - Dec. 24	One Elk or one Moose	54/27	7
	E19*	23	Jan. 01 - Jan. 14	One Elk or one Moose	62/31	8
	E20*	23	Jan. 15 - Jan. 28	One Elk or one Moose	58/29	8
E21*	23A	Dec. 04 - Dec. 24	One Elk or one Moose	36/18	7	
E22*	23A	Jan. 1 - Jan. 14	One Elk or one Moose	40/20	8	
E23*	23A	Jan. 15 - Jan. 28	One Elk or one Moose	30/15	8	
Archery Elk	AE1	13	Aug. 28 - Sep. 17	One Elk	60	10
	AE2	13A, part 14	Aug. 28 - Sep. 17	One Elk	40	10
	AE3	18A	Aug. 28 - Sep. 17	One Elk	40	9
	AE4	18, 18B	Aug. 28 - Sep. 17	One Elk	80	9
	AE5	18C	Aug. 28 - Sep. 17	One Elk	50	10
	AE6	19, 19A	Aug. 28 - Sep. 17	One Elk	20	10
	AE7	20	Aug. 28 - Sep. 17	One Elk	4	10
	AE8	21 25	Aug. 28 - Sep. 17 Aug. 28 - Sep. 24	One Elk	150	10
	AE9	25A	Aug. 28 - Sep. 24	One Elk	60	8
	AE10*	23, 23A	Aug. 28 - Nov. 12	One Elk or One Moose	40	7
	AE11	28, 31A	Aug. 28 - Sep. 17	One Elk	80	7
	AE12	29, 29A	Aug. 28 - Sep. 17	One Elk	50	7
	AE13	30 (CFB Shilo excluded)	Aug. 28 - Sep. 24	One Elk	100	8
Archery Moose	AM1	27, 28, 31A	Sept. 18 - Oct. 15	One Bull Moose	40	6

* Manitoba Natural Resources and Northern Development and Riding Mountain National Park staff will be conducting aerial surveys of the elk population as part of the bovine tuberculosis management program. Hunters may see low-flying aircraft while hunting. Every effort will be made to minimize the disturbance to hunters. (E18, E19, E20, E21, E22, E23, AE10)

Game Hunting Areas Zones de chasse au gibier



District Office Contacts

EASTERN REGION

Regional Office:

Lac du Bonnet - Box 4000, ROE 1A0
(204-345-1444)

District Offices:

Beausejour - Box 50, 20 First St.
South, ROE OCO
(204-268-6184)

Falcon Lake - Box 40, ROE ONO
(204-349-2201)

Hodgson - Box 119, ROC 1NO
(204-372-6296)

Lac du Bonnet - Box 850, ROE 1A0
(204-345-1400)

Lake Winnipeg East - Box 850,
Lac du Bonnet, ROE 1A0
(204-345-1406)

Pine Falls - Box 389, ROE 1 MO
(204-367-6130)

Rennie - Box 130, ROE 1RO
(204-369-3153)

Riverton/Lake Winnipeg - Box 70,
ROC 2RO (204-378-2261)

Selkirk - #1 Keystone Dr., R1A 2H5
(204-785-5080)

Seven Sisters - Box 9, ROE 1YO
(204-348-4004)

Sprague - Box 70, ROA 1Z0
(204-437-2348)

Steinbach - Unit B - 284 Reimer
Ave., R5G OR5 (204-346-6110)

Winnipeg - 14 Fultz Blvd., MB
R3Y 0L6 (204-945-7273)

WESTERN REGION

Regional Office:

Brandon - Box 13, 1129 Queens
Ave., R7A 1L9 (204-726-6441)

District Offices:

Ashern - Box 410, ROC OE0 (204-
768-2368)

Boissevain - Box 820, ROK OE0
(204-534-2028)

Carberry - Box 900, ROK OH0 (204-
834-8800)

Cranberry Portage - Box 130, ROB
OHO (204-472-3331)

Dauphin - Box 10, 27 - 2nd Ave.,
SW., R7N 3E5 (204-622-2106)

Gypsumville - Box 9, ROC 1J0
(204-659-5208)

Lundar - Box 10, ROC 1YO
(204-762-5229)

Manitou - Box 10, ROG 1 GO
(204-242-2950)

Neepawa - Box 1089, ROJ 1H0
(204-476-2076)

Portage la Prairie - 25 Tupper St. N.,
R1N 3K1 (204-239-3204)

Roblin - Box 849, Roblin, ROL 1PO
(204-937-6452)

Shoal Lake - Box 416, ROJ 1Z0
(204-759-4080)

Snow Lake - Box 339, ROB 1MO
(204-358-2521)

Swan River - Box 640, ROL 1Z0
(204-734-3429)

The Pas - Box 2550, R9A 1M4
(204-627-8287)

Virden - Box 1360, ROM 2C0
(204-748-4240)

NORTHERN REGION

Regional Office:

Thompson - Box 28, 59 Elizabeth Dr.
R8N 1X4 (204-677-6648)

District Offices:

Churchill - Box 760, ROB OE0
(204-675-8897)

Gillam - Box 429, ROB OLO
(204-652-2273)

Gods Lake Narrows - ROB OMO
(204-335-2366)

Island Lake - Box 69, Stevenson
Island, ROB 2H0 (204-456-2363)

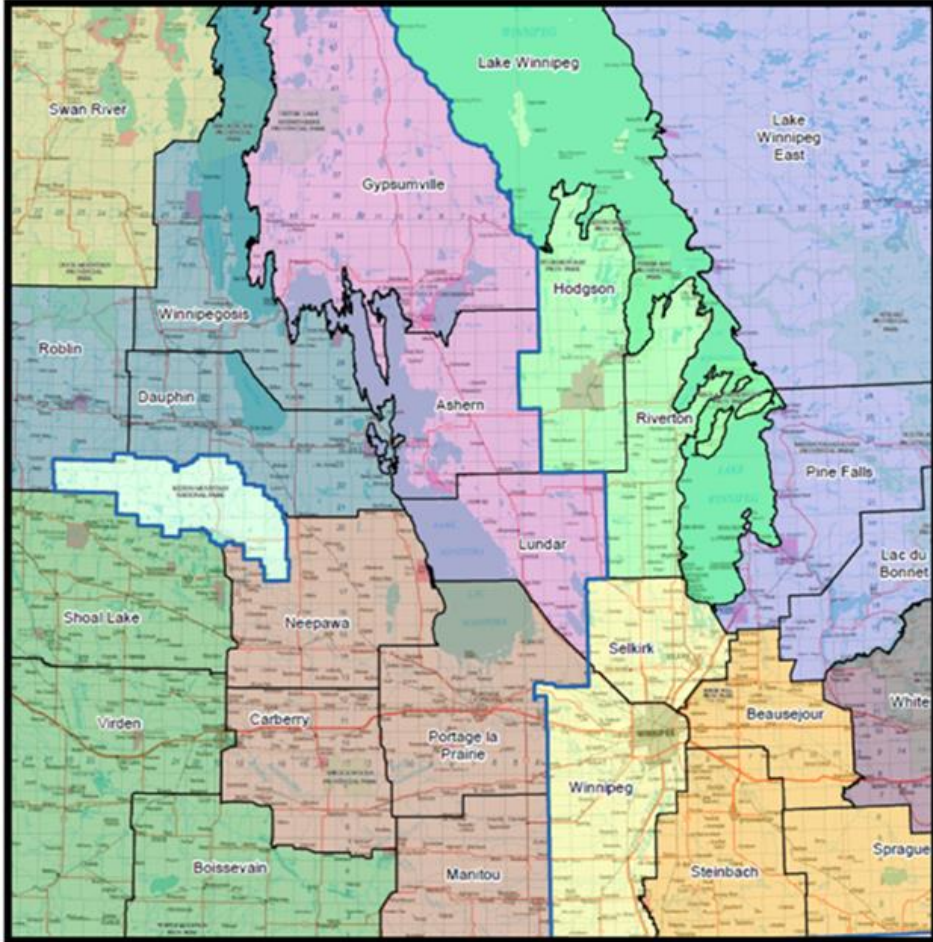
Lynn Lake/Leaf Rapids - Box 239,
Lynn Lake ROB OWO (204-356-
2413)

Norway House - Box 100, ROB 1BO
(204-359-6877)

Thompson - Box 28, 59 Elizabeth Dr.
R8N 1X4 (204-677-6653)

Wabowden - Box 40, ROB 150
(204-689-268)

District Office Map



Western Region

Compliance Area	Sub District
Ashern	Ashern Gypsumville Lundar
Brandon	Boissevain Shoal Lake Virden
Carberry	Carberry Manitou Neepawa Portage la Prairie
Dauphin	Dauphin Roblin Winnipegosis
Swan River	Swan River
The Pas	Cranberry Portage Fin Flon Snow Lake The Pas

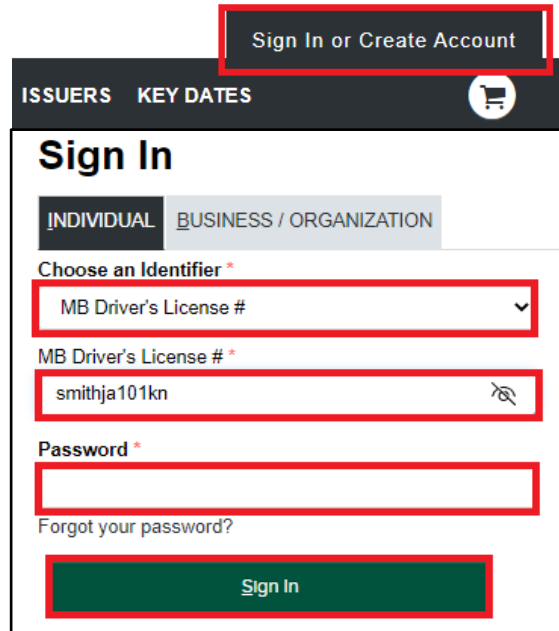
Eastern Region

Compliance Area	Sub District
Beausejour	Beausejour Sprague Steinbach
Lac du Bonnet	Lac du Bonnet Lake Winnipeg East Pine Falls
Riverton	Hodgson Lake Winnipeg Riverton
Thompson	Churchill Gillam Gods Lake Narrows Island Lake Lynn Lake Norway House Thompson Wabowden
Whiteshell	Whiteshell
Winnipeg	Selkirk Winnipeg

How to Apply for the Big Game Draw

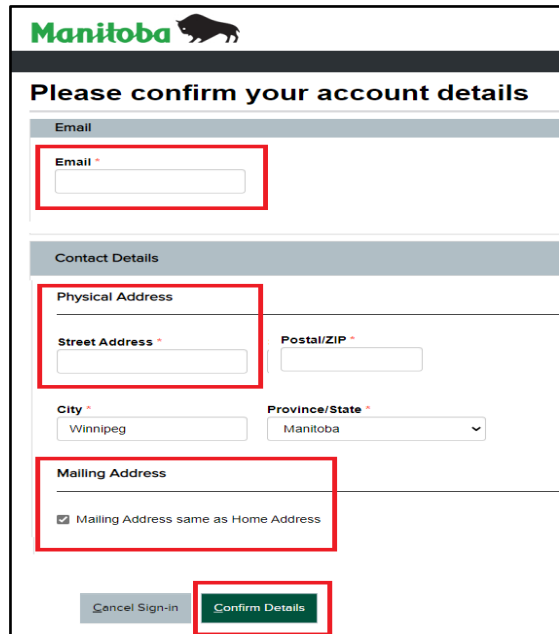
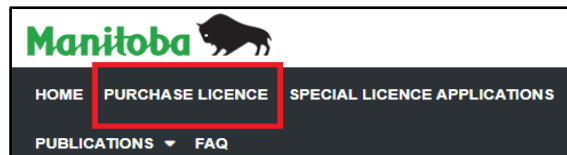
Step 1 - Login to your elicensing account:

- Visit the Manitoba elicensing website at: www.manitobaelicensing.ca
- Click on the “Sign In Or Create Account” tab (top right) to access your personal profile.
- Choose an Identifier and enter your login credentials to sign into your online account.
- If you are a first time customer, please refer to the First Time Customer section in the FAQ to learn how to create an account.



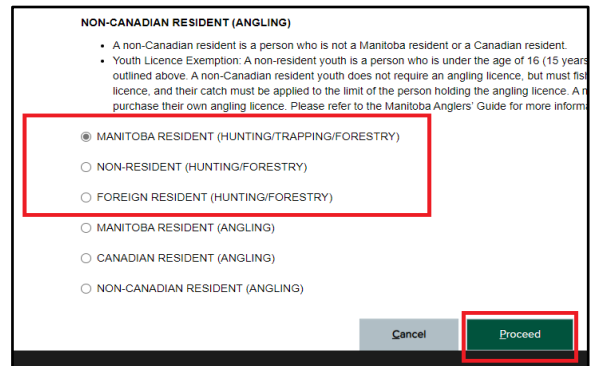
Step 2 – Verify your account details:

- Confirm your account details and contact information.
- It is important that your **email** and **mailing address** is accurate in order to receive draw results, license(s) and tags.
- If your mailing address is different from your physical address, please update this information.
- Before purchasing the draw application, please review this year’s Hunt Choices in the Application Guide www.gov.mb.ca/fish-wildlife/wildlife/
- Click on the “Purchase License” option in the top header.

Step 3 – Selecting Draw and Hunt Choice:

- Select the appropriate Residency Type. There are three (3) options to choose from:
 - (1) Resident. This applies to Manitoba (MB) Residents.
 - (2) Non-Resident. Canadian Citizens residing outside MB.
 - (3) Foreign Resident. Hunters from Countries outside of Canada.
- Select “Multi-Level Draw” from the list of options on the left hand side.
- Next, choose the “License Year” from the drop down menu above.
- Click “Apply” on the Draw that you wish to enter.

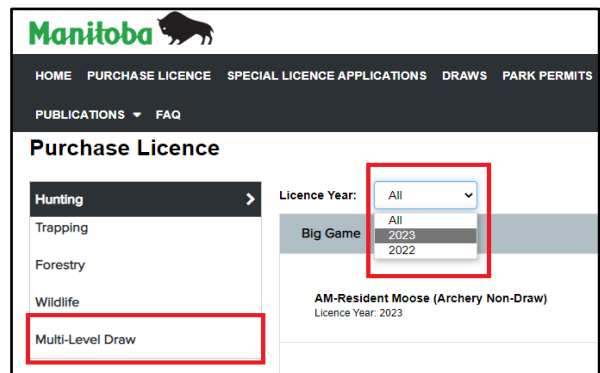


NON-CANADIAN RESIDENT (ANGLING)

- A non-Canadian resident is a person who is not a Manitoba resident or a Canadian resident.
- Youth Licence Exemption: A non-resident youth is a person who is under the age of 16 (15 years outlined above. A non-Canadian resident does not require an angling licence, but must first purchase their own angling licence. Please refer to the Manitoba Anglers' Guide for more information.

MANITOBA RESIDENT (HUNTING/TRAPPING/FORESTRY)
 NON-RESIDENT (HUNTING/FORESTRY)
 FOREIGN RESIDENT (HUNTING/FORESTRY)
 MANITOBA RESIDENT (ANGLING)
 CANADIAN RESIDENT (ANGLING)
 NON-CANADIAN RESIDENT (ANGLING)

Cancel Proceed



Manitoba

HOME PURCHASE LICENCE SPECIAL LICENCE APPLICATIONS DRAWS PARK PERMITS

PUBLICATIONS FAQ

Purchase Licence

Hunting >
 Trapping
 Forestry
 Wildlife
Multi-Level Draw

Licence Year: All
 All
 2023
 2022

Big Game

AM-Resident Moose (Archery Non-Draw)
 Licence Year: 2023

The Big Game Draw:

Step 1:

Select up to three (3) Hunting Season Choice codes (HSC) from the list of options. Please refer to the most recent edition of the Season Chart in the Application Guide to help you make this selection.

Note: You can search by Code using the search bar, or you can scroll through the list of options by selecting the page number.

Once you have made your selection, click “Confirm Choices”.

Step 2:

You can rearrange your choices by preference based on which HSC and GHA(s) corresponds to your first, second and third choices.

This is done using the up/down arrows on the far right hand side of the screen under the “Choice Detail” section.

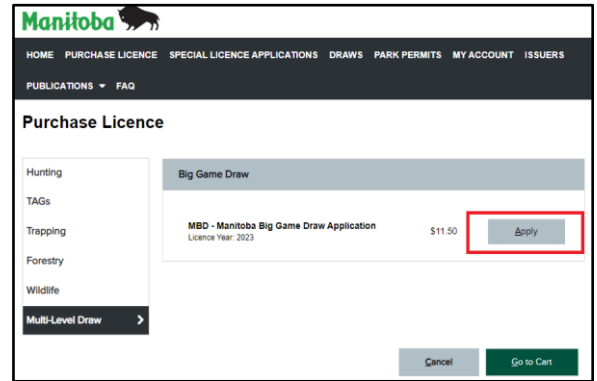
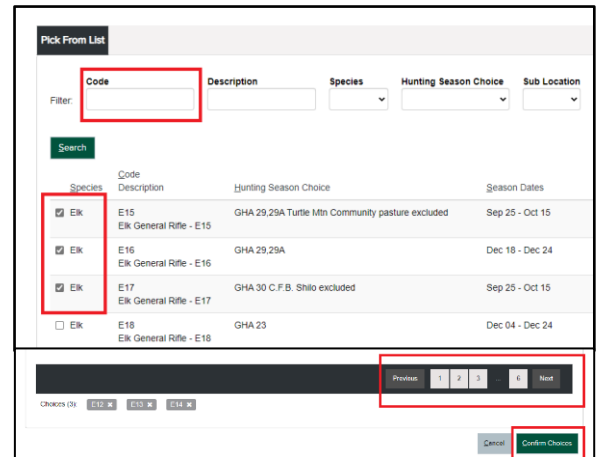
Step 3:

To add Group Member(s), click the “Add/Edit Group Members” link under the Group Member Details section.

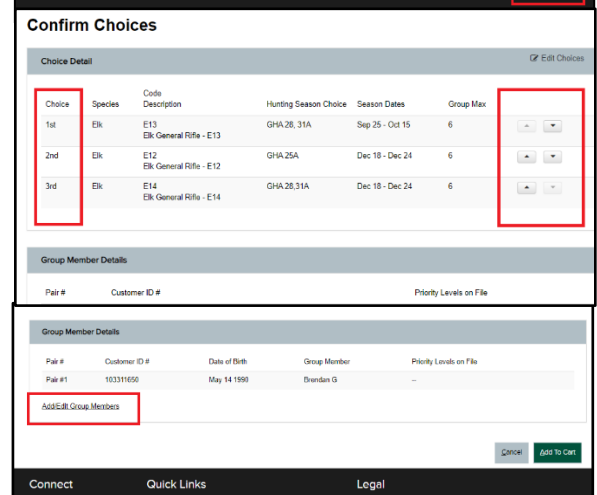
Next, enter your Group Member’s Customer Identification Number (CID) and Birthdate into the appropriate fields.

You can add up to three (3) pairs/ 6 Members in this section.

Once completed, click “Submit” at the bottom right of the screen, then click “Confirm”.

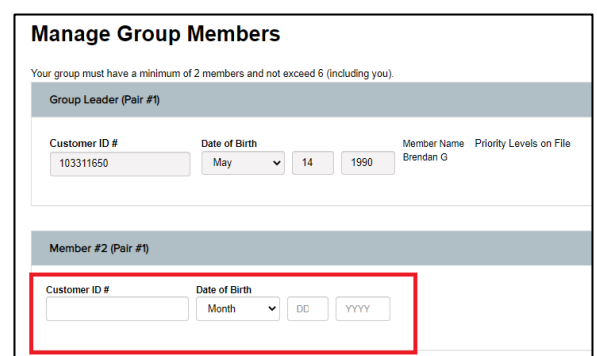



Species	Code	Description	Hunting Season Choice	Season Dates
<input checked="" type="checkbox"/> Elk	E15	Elk General Rifle - E15	GHA 29,29A Turtle Mtn Community pasture excluded	Sep 25 - Oct 15
<input checked="" type="checkbox"/> Elk	E16	Elk General Rifle - E16	GHA 29,29A	Dec 18 - Dec 24
<input checked="" type="checkbox"/> Elk	E17	Elk General Rifle - E17	GHA 30 C.F.B. Shilo excluded	Sep 25 - Oct 15
<input type="checkbox"/> Elk	E18	Elk General Rifle - E18	GHA 23	Dec 04 - Dec 24



Choice	Species	Code	Description	Hunting Season Choice	Season Dates	Group Max
1st	Elk	E13	Elk General Rifle - E13	GHA 28, 31A	Sep 25 - Oct 15	6
2nd	Elk	E12	Elk General Rifle - E12	GHA 25A	Dec 18 - Dec 24	6
3rd	Elk	E14	Elk General Rifle - E14	GHA 28,31A	Dec 18 - Dec 24	6

Pair #	Customer ID #	Date of Birth	Group Member	Priority Levels on File
Pair #1	103311650	May 14 1990	Brendan G	-



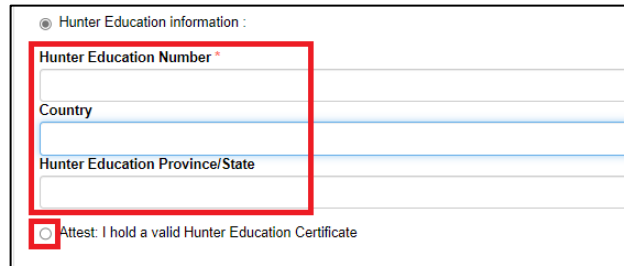
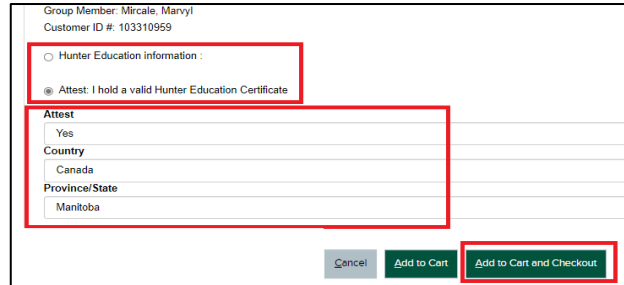
Step 4:

Next, you will be asked to provide or attest to each Member(s) Hunter Education Information.

If you do not have this information, your Group Member(s) can also attest to holding a valid Hunter Education Card.

Once this information has been completed for each individual, click “Add to Cart and Checkout”.

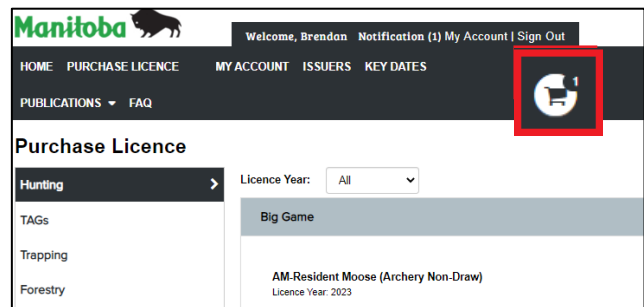
This will bring you back to the “Purchase License” screen.

Step 5:

Click on the Shopping Cart in the top right corner.

Carefully review the items in your Shopping Cart and click Proceed to Checkout.



Step 6:

The last step is to enter your Shipping Address and Credit Card information for payment.

